- REV. 4-13-11: REVISED TABLE DIMENSIONS, ADDED NOTE (I), AND ADDED GUTTER TO CROSSWALK INTERSECTION DIMENSION.
- REV. 5-8-13: REVISED TITLE FOR TERMINOLOGY.
- REV. 6-4-13: REVISED NOTE (C), CHANGED TITLE.

  REV. 1-30-15: REMOVED ALTERNATE. ADDED GENERAL NOTE (E), (F), (G), (H), (I), AND (J). ADDED GRADE BREAKS DETAILS.
- REV. 10-10-16: REVISED GENERAL NOTES, MISC. REVISIONS TO DETAILS.

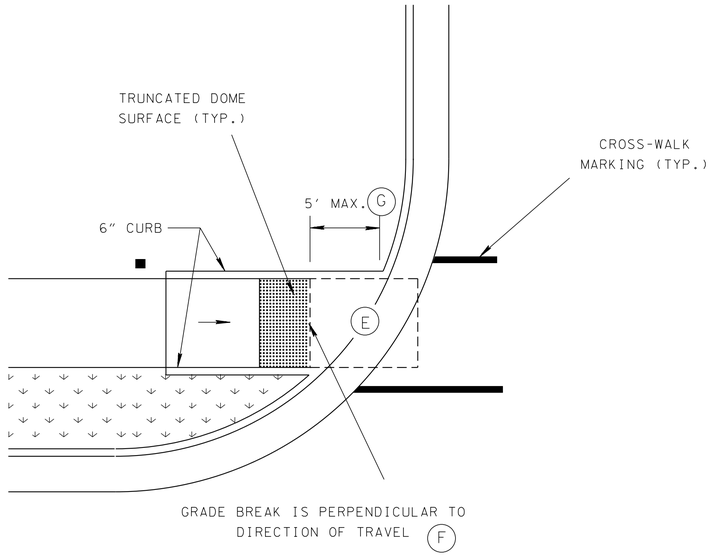

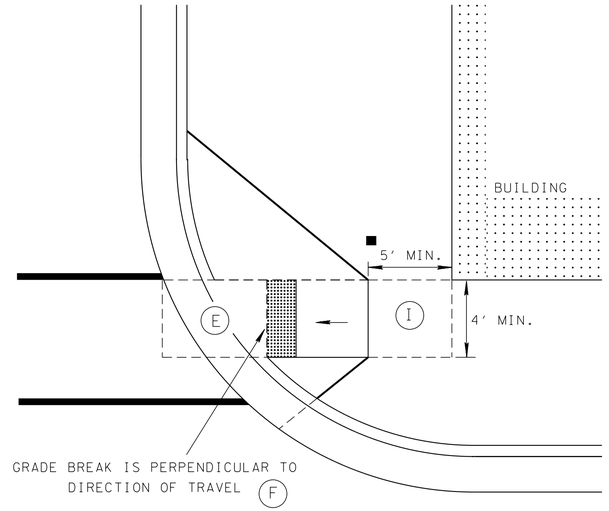

GRADE BREAKS
OPTION TO PERPENDICULAR CURB RAMP

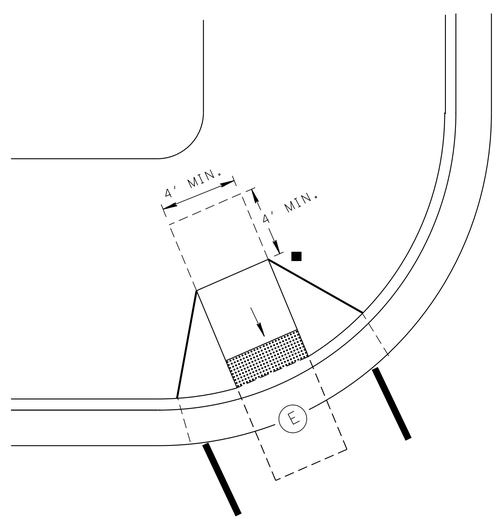

■ DENOTES: PEDESTRIAN PUSHBUTTON LOCATION FOR SIGNALIZED INTERSECTIONS

PERPENDICULAR CURB RAMP

THIS CURB RAMP DETAIL SHALL ONLY BE USED TO ACCESS A PEDESTRIAN REFUGE ISLAND. THIS CURB RAMP DETAIL IS NOT RECOMMENDED FOR ANY OTHER USE.

GENERAL NOTES

(A) FOR SIGNALIZED INTERSECTIONS THAT REQUIRE PEDESTRIAN SIGNAL PUSHBUTTONS, SEE TDOT TRAFFIC DESIGN MANUAL FOR PLACEMENT DETAILS.

(B) FOR ADDITIONAL DETAILS AND OTHER INFORMATION NOT SHOWN ON THIS DRAWING, SEE RP-H-4.

(C) SIDEWALK WIDTH SHALL NOT INCLUDE 6″ CONCRETE CURB.

(D) GRATES FOR STORM DRAINS SHALL NOT BE PLACED IN THE ACCESSIBLE ROUTE.

(E) BEYOND THE BOTTOM GRADE BREAK, A CLEAR SPACE 4′ MIN. BY 4′ MIN. SHALL BE PROVIDED WITHIN THE WIDTH OF THE PEDESTRIAN STREET CROSSING AND WHOLLY OUTSIDE THE PARALLEL VEHICLE TRAVEL LANE.

(F) GRADE BREAKS AT THE TOP AND BOTTOM OF CURB RAMP RUNS SHALL BE PERPENDICULAR TO THE DIRECTION OF THE RAMP RUN. GRADE BREAKS SHALL NOT BE PERMITTED ON THE SURFACE OF RAMP RUNS AND TURNING SPACES. SURFACE SLOPES THAT MEET AT GRADE BREAKS SHALL BE FLUSH.

(G) WHERE THE END OF BOTTOM GRADE BREAK IS BEHIND THE BACK OF CURB AND THE DISTANCE FROM EITHER END OF THE BOTTOM GRADE BREAK TO THE BACK OF CURB IS 5′ OR LESS, DETECTABLE WARNING SURFACES SHALL BE PLACED ON THE RAMP RUN WITHIN ONE DOME SPACING OF THE BOTTOM GRADE BREAK.

(H) WHERE PEDESTRIAN SIGNALS ARE PROVIDED AT PEDESTRIAN STREET CROSSINGS, THEY SHALL INCLUDE ACCESSIBLE PEDESTRIAN SIGNALS AND PEDESTRIAN PUSHBUTTONS COMPLYING WITH SECTIONS 4E.08 THROUGH 4E.13 OF THE MUTCD.

(I) WHERE THE TURNING SPACE IS CONSTRAINED AT THE BACK-OF-SIDEWALK, THE TURNING SPACE SHALL BE 4′ MIN. BY 5′ MIN. THE 5′ DIMENSION SHALL BE PROVIDED IN THE DIRECTION OF THE RAMP RUN.

(J) FOR TRUNCATED DOME SURFACE DETAILS, SEE RP-H-3. FOR CROSS-WALK MARKING DETAILS, SEE T-M-4.

(K) PAYMENT:

ALL COSTS OF INSTALLING CURB RAMP(S), INCLUDING TRUNCATED DOME SURFACE(S) IN EXISTING SIDEWALK AREAS, REMOVAL OF THE EXISTING SIDEWALK, AND ADJUSTMENT OF GUTTER PAN SLOPE, SHALL BE BID FOR UNDER THE FOLLOWING PAY ITEM:

701-02.01 CONCRETE CURB RAMP (RETROFIT) PER SQUARE FOOT.

PAYMENT SHALL INCLUDE ALL MATERIALS, EQUIPMENT, AND LABOR NECESSARY FOR CONSTRUCTION OF THE CURB RAMP(S), INCLUDING INSTALLATION OF TRUNCATED DOME SURFACE(S).

ALL COSTS OF INSTALLING CURB RAMP(S), INCLUDING TRUNCATED DOME SURFACE(S) IN NEWLY CONSTRUCTED SIDEWALK AREAS, SHALL BE BID FOR UNDER THE FOLLOWING PAY ITEM:

701-02.03 CONCRETE CURB RAMP PER SQUARE FOOT.

PAYMENT SHALL INCLUDE ALL MATERIALS, EQUIPMENT, AND LABOR NECESSARY FOR CONSTRUCTION OF THE CURB RAMP(S), INCLUDING INSTALLATION OF TRUNCATED DOME SURFACE(S).

☐ MINOR REVISION -- FHWA APPROVAL NOT REQUIRED.

STATE OF TENNESSEE
DEPARTMENT OF TRANSPORTATION

PERPENDICULAR CURB RAMP IN CURVE

1-15-07 | RP-H-7

1/15/2016 9:26:19 AM
C:\Standard Drawings\DGN to PDF\RP-H-7_101016.DGN